


2

Let's be happy at home

Lesson 1

 Where are the children?

1  **2.01** Listen and explore.

1 kitchen

2 living room

3 hall


5 garage

7 stairs

*I've got a bedroom.
I haven't got a garage.*

Tell me!

Where do you live?

2  **2.02** Listen, stick and say.

3 Trace and read.

4  Watch and listen.

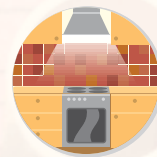
Lesson 2

1  2.03 Sing and act.


Where's Peanut?
 In the kitchen or the living room?
 In the bathroom or the bedroom?
 In the garage or on the stairs?
 Where's Peanut?
 He's in the garden!
 Yes! Yes! Yes!

2  2.05 Listen and match. Say.

1 Mum 2 Dad 3 Granny



Where's Mum?
 She's in the living room.

I can shine! 3  Ask and answer.

Where's Clara?

She's in the garden.



I can name places in a house.

4 bathroom

6 garden

8 bedroom

Lesson 3

1 Look at the story. Where is Clara? Tick (✓).



living room



kitchen



garden

2 Listen or watch.

Rise
and
Shine

Explorers Club





Is he in the garage?



Tess, Oscar!
Come to the garden...



Look! What's this?

Oh, it's a really small bedroom...

Haha! Peanut has got a house, too!



Let's imagine!

What can you do to feel happy at home?

I can shine!

3 Who has a bedroom in the garden? Read and circle.

Basil

Peanut

Clara

4 Act out.

I can understand a story about places in a house.



Lesson 4

- 1 2.08 Listen and find. 2 2.09 Listen and number. Say.




- 3 2.10 Listen, read and say.



Chant

*Where's the lamp? It's on the table.
Where's the table? It's next to the bed.*

Where's the table?
It's next to the bed.



- 4 Circle four differences. Choose, write and say.




Where's _____ ?
It's _____ .

Where's _____ ?
It's _____ .

Lesson 5

1  2.11 Listen and match.




2  Look and play. Add one more.

Where's the lamp?

It's in the bedroom. It's on the table.

3  2.12 Listen, write and say.

My sounds



A red lamp in the living room.

I can shine!

4   Cut out, fold and play.

Where's the cat?

It's in the bedroom. It's on the bed!

I can say where things are in my house.



Lesson 6

1 Listen, look and find.

2 Listen, point and say.



treehouse



igloo



cave



tent

3 Which home? Look and write. Say.



- 1 _____
- 2 _____
- 3 _____
- 4 _____

4 Watch and listen.



Think and share!
What makes a home?

Lesson 7

Making suggestions

1  2.17 Read. Then listen and write.

To do list



1. tablet on the _____
2. backpack on the _____
3. pyjamas on the _____

Let's put the tablet here.

Yes, good idea!



2 Choose and write.

pencils books rulers
rubbers notebooks

To do list

I can shine!

3 Tidy your desk. Say.

Let's put the pencils here.

Good idea!



I can make a suggestion.





Let's design a perfect house

Step 1

Review

bathroom bedroom living room
kitchen stairs hall garden garage

1 Look and write.



2 Look and circle. Ask and answer.

Where's the cat? It's in the garden / living room.

Where's the fish? It's in the kitchen / bedroom.

3  Play!

Where's the lamp?

It's on the table.

4 What's your favourite room? Write.

I like my _____.

Step 2

Create

- 5 Which homes do you like?
Tick (✓) or cross (x).



- 6  Make a plan of your perfect house.




- 7  Decide where to put things in your house.

Let's put the lamp
on the table.

Good idea!

Time to shine!

- 8  Share your house design with the class.

What a great
house!



It's a tent
house. This is the
living room. The sofa
is next to the
table.



I care about my home.

2

Review 1

Important to me

1 2.18 Listen and number.



Have you got a backpack?

2 Look and point. Then ask and answer.

3 Read and write.

Yes, I have.

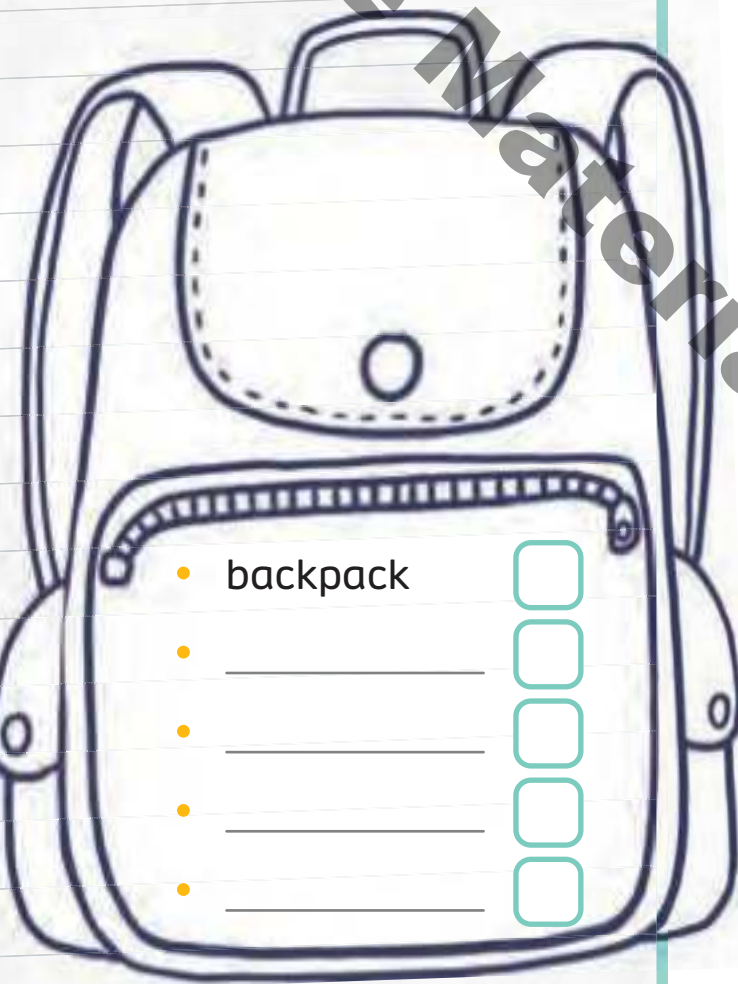
living room bedroom garden

- 1 Where's the ? It's in the _____.
- 2 Where's the ? It's in the _____.
- 3 Where's the ? It's in the _____.

Time to shine!

Mini-project

4 Complete the checklist for you.



Have you got a backpack?

He's got a watch.

Where's the coat?

5  Read and tick (✓).

1 I can read and write words about homes and things.



2 I can talk about my home and my things.



3 I can comment on a photo.



4 I can say where things are.



6  Vote. Say and sing.

My favourite song is

My favourite new word is
