

# 2

## All kinds of families

### Lesson 1

★ What can you see?

1 <sup>2.01</sup> Listen and explore.

1 uncle

2 auntie

3 mum

6 sister

**Tell me!**

Is your family big or small?

2



<sup>2.02</sup> Listen, point and say.

3

Stick and say.

4



Watch and listen.



Sample Material

- 4 granny
- 5 grandad



- 7 brother


- 8 dad

### Lesson 2

- 1 2.03 Sing and act. **Song**
- 2 2.05 Listen and number.



Who's this?  
This is my dad.



**I can shine!**

- 3 Ask and answer for Dexter.

Who's this?

This is my sister.

**I can ask about family.**





## Lesson 3

1 Who's in the story? Tick (✓).



2  Listen or watch.

Rise  
and  
Shine

### Towers

Who's this?

This is my friend, Elena.

I've got a brother.







**Let's imagine!**

Draw a family  
for Kiki.



**I can shine!**

**3** Tick (✓) Elena's family.



**4** Act out.

**I can understand a story  
about different families.**



# Lesson 4

1 2.08 Listen and find.

2 2.09 Listen and match. Say.

fish

bird

cat

dog



3 2.10 Listen and say.




**Chant**

*I've got a doll. I've got a train.  
I've got a tablet, too.  
I've got a brother. I've got a fish.  
I've got a friend. And you?*

I've got a bird.

4 Follow and find. Say.





## Lesson 5

1  Listen and tick (✓).



2  Look and play.


I've got two brothers and a cat.

1!

Yes!

3  Listen and say.

### My sounds



Granny and grandad have got a colourful cat.

### I can shine!

4 Cut out and say.

I've got a sister.

I've got a mum and a dog.

I can describe my family and pets.





# Lesson 6

1 2.15 Listen, look and find.




cousin

2 2.16 Listen, point and say.



neighbour



pet



friend

3 Who do you do these things with? Look, think and tick (✓).

	eat	go to school	play
cousin			
neighbour			
friend			
pet			



4 Watch and listen.



## Lesson 7

## Thanking people

1 Who's the card for? Read and tick (✓).

2.17 Then listen and check.



2 Read and complete.

best friend dad  
grandad granny mum

For my

.....

From

.....

I can shine! ✨ ✨

3 Let's thank someone!

*This is for you.*

*Thank you!*

I can thank people.





# Let's make a family circle!

## Step 1

### Review

1 Read and number. Then trace.



- 1 uncle
- 2 dad
- 3 granddad
- 4 brother
- 5 sister
- 6 mum
- 7 granny
- 8 auntie

2 Who's in your family? Circle.

3 Tell a friend.

4 Think! Tick (✓) who is important to you.

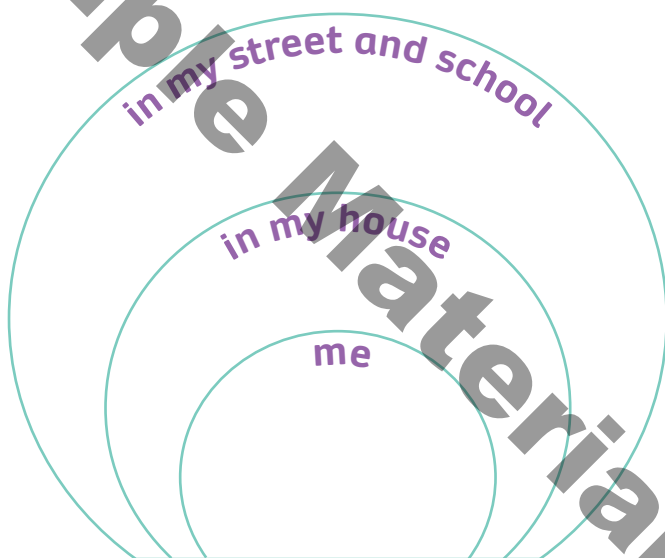
neighbour       cousin       friend       pet


*I've got two sisters and a pet. It's a bird!*

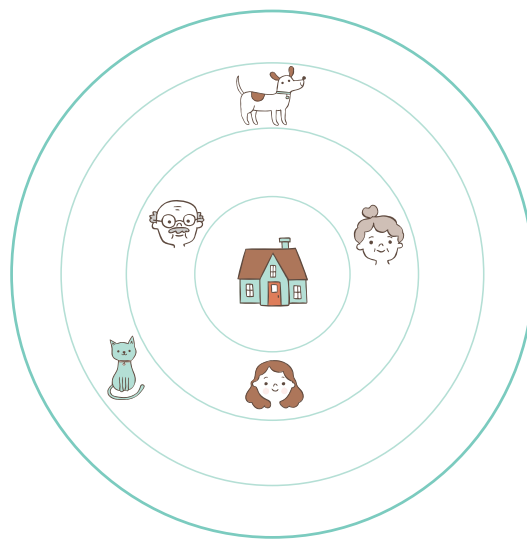
## Step 2

Create


5  Who are your special people? Draw and write.




6  Make your family circle.



## Time to shine!

7  Show your family circle to the class.



*This is my mum.  
I've got a sister. I've  
got a cat. This is my  
friend.*

I can appreciate all kinds of families!

2



# Review 1 Important to me

1  2.18 Listen and find the toys.



2  Read and match. Then trace.

I've got  
an elephant.

I've got  
a plane.

I've got  
a car.

3  Look and point. Then ask and answer about toys.

What's this?

It's a ball.  
It's old.

Time to shine! ✨ ✨

Mini-project

4 Draw or make a label.



Think about my progress

5 Read and complete.


I know  toy words.

I know  family words.

My favourite story is in Unit .

My favourite song is in Unit .

6  Read and tick (✓).



1 I can name my toys and family.

2 I can ask and answer about toys and family.

3 I can ask friends to play.

4 I can thank someone.