

2

All kinds of families

Lesson 1 → Vocabulary

Let's review!

PB p10-11


Find and colour.
Then say.



1 Match and say.





Tell me!



Lesson 2 → Structures

1  Listen and match.

This is my family.



2 Look at Activity 1. Describe and guess.

I can shine!

3   Draw two people in your family. Then tell a friend.

This is my granny.




colour me



Lesson 3 → Story

1 PB p22-23 Who is in Bruno's family?
Point and say yes or no.



2 Follow. Then say.



Let's imagine!

I can shine!

3 Draw.
Then say.

And you?
Who's in your
family?

colour me



Lesson 4 → Vocabulary and structures




1 2.08a Listen and circle.



2 Match and say.



Let's build!




Think of a pet for you. Draw and tell a friend.

Extra time?

Lesson 5 → Communication

1  Listen and point.



My sounds

2  Listen and repeat. Then point and say.



I can shine!

3  Circle for you. Then tell a friend.

*I've got a...
And you?*





colour me



1  Listen, point and say.

*This is for
my cousin.*



I can shine!

Think and share

2   Draw. Then tell a friend.




colour me



Who do you help in your family? Tell a friend.






Extra
time?







Lessons 8 and 9 → Unit 2 Review



1 2.17a Listen, point and say.





2 2.17b Listen and match. Then match for you. Tell a friend.



3



Stick, draw and colour. Then complete the family tree.



4



Think and draw for you. Then tell a friend.


<div style="border: 1px solid black; height: 150px;"></div>	<div style="border: 1px solid black; height: 150px;"></div>	<div style="border: 1px solid black; height: 150px;"></div>



Review 1 Important to me

1  Colour and say.

It's a train.



2   Listen and point. Then ask and answer.



Who's this?


This is my...

What's this?

It's a...

3  Colour, point and say.


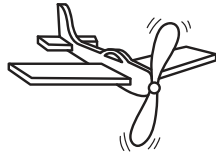
1



2



4 **2.19a** What have you got? Listen, circle and say.




5 Think of a toy to play with. Draw and say.

Let's play with the car!



Mini-project

6 Think of a toy to give to your best friend. Draw and say.



Time to shine!

7 Look, think and colour.

1

2

3