

# 1 Nature

1 What do you know?

2 Listen and find. What's missing?



3 Listen and point.

4 Listen and say.

5 Listen and chant.

There's a pond, a blue pond.  
There's a rock, a brown rock.  
There's an animal, a purple animal.  
There are birds, blue birds.  
There are insects, pink insects.  
There are flowers, yellow flowers.

## LOOK!

How many animals are there?

There's one purple animal.

How many birds are there?

There are two blue birds.

there's = there is

6 Look and say True or False.

- There are seven mushrooms.
- There are three trees.
- There's one sun.
- There are twelve insects.
- There's one flower.

7 Look at the scene. Count and say.

8 Play a memory game.

How many brown rocks are there?

There's one brown rock.



9 Listen and repeat.



VOCABULARY

10 Listen. Then sing and do the actions.

SONG

How many birds are there?  
There are seven birds.  
There are six mushrooms.  
There are five rocks.  
Seven, six, five,  
Stamp, stamp, stamp!  
Stamp, stamp, stamp, stamp, stamp!


How many animals are there?  
There are four animals.  
There are three trees.  
There are two clouds.  
Four, three, two,  
Clap, clap, clap!  
Clap, clap, clap, clap, clap!

How many ponds are there?  
There's one pond.  
One blue pond.  
Only one blue pond,  
Jump, jump, splash!  
Jump, jump, splash, jump, splash!

LOOK!

Is there a rainbow?	Yes, <b>there is</b> . / No, <b>there isn't</b> .
Is there any wind?	Yes, <b>there's some</b> wind. / No, <b>there isn't any</b> wind.
Are there any ants?	Yes, <b>there are</b> . / No, <b>there aren't</b> .
There are some spiders.	<b>There aren't any</b> spiders.


11 Listen and find the right screen. Then ask and answer.



Are there any rocks?  
Yes, there are.  
West?  
Yes!

SPEAKING

12 Look, ask and answer.



At the library      At the park      At the museum      At the playground

There are some trees.

Yes, there are. Where are they?  
Are there any children?  
At the playground.

LOOK!

Where are they?	<b>At the library.</b>
Where is he?	<b>At the museum.</b>

13 Listen and read. Then act out.

1 Are there any tiffiff plants here? Let's look!  
What colour is it? It's orange.

2 Is this a tiffiff? I don't know.

3 Aargh! It isn't a tiffiff! It's an animal!

4 Oooh! Look, it's a tiffiff plant! Ha, ha, ha!

5 Help! I'm in the pond! Ha, ha, ha!

6 There aren't any tiffiffs here. Hee, hee, hee!  
It isn't funny!

VALUES Play outside. Play safely!

14 Listen and repeat.

1 air 2 ear

15 Listen, point and say.

16 Listen and blend the sounds.

- 1 f - air fair
- 2 p - air pair
- 3 h - air hair
- 4 ch - air chair
- 5 t - ear tear
- 6 y - ear year
- 7 h - ear hear
- 8 n - ear near

17 Read the sentences aloud. Then find air and ear.

- 1 This girl has long hair.
- 2 Sit down on the chair.



- 3 I can hear with my ear.
- 4 A pair is near the chair.



# Wider World

## Where we play

18 What do you know?

19 Listen and read.



Hi, I'm Pablo and I'm from Spain. In the summer it's very hot. I live near the sea. I go to the beach and I make castles with sand and a bucket. I love sandcastle competitions. I love swimming in the sea too.



My name is Lucy. I'm from the UK. I live in a city in the North and in winter it's very cold. There is wind and there is rain. On weekends I play board games with friends at home. I play every day in the school playground.

20 Read. Then say the complete sentences.

- 1 Pablo is from ...
- 2 Pablo loves ... in the sea.
- 3 Lucy plays board ...
- 4 Lucy plays in the ...

21 Ask and answer.

- 1 Where are you from?
- 2 Do you play in the playground?
- 3 Do you make sandcastles?
- 4 Do you play board games?

22 Read again. Then choose.

- 1 Lucy is from **Italy** **the UK** **Spain** .
- 2 Paolo lives near **the sea** **the mountains** **the city** .
- 3 On weekends, Lucy plays **football** **board games** **tennis** with friends.
- 4 Pablo loves **sandcastle** **cooking** **board game** competitions.

23 Write about yourself in your notebook.

I'm from ... I live ... I play ... On weekends, I ...

24 Make a board game. Then play.

- 1 Draw a long worm across the page.
- 2 Divide the worm into 20 spaces and number them.
- 3 Write START and FINISH.
- 4 Play the game with a classmate.

## PROJECT



**HOME SCHOOL LINK**  
Play your board game with your family.

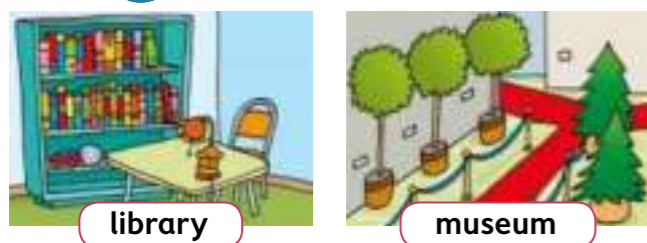
25 What do you know?

26 Listen. Then count and say. + (plus) - (minus) = (equals)

1 + =

2 - =

27 Look and answer.



- How many books can you see at the library?
- How many trees can you see at the museum?

28 Read the number riddles and answer.

1 +

I'm the number of legs on three birds, plus the number of legs on a horse. What number am I?

2 I'm the number of legs on two insects, minus the number of legs on a cat. What number am I?

29 Write a number riddle in your notebook. Then ask and answer.

30 Look and count. Then ask and answer.



31 Play a guessing game.

Are there any trees? Yes, there are.

Is there a rainbow? No, there isn't.

Picture d!

32 Draw the view from your window. Ask and answer.

Are there any trees? Yes, there are some trees.

Are there any flowers? No, there aren't.

I CAN

- I can recognise nature words.
- I can ask and answer about how many there are.
- I can do simple sums and number puzzles.

